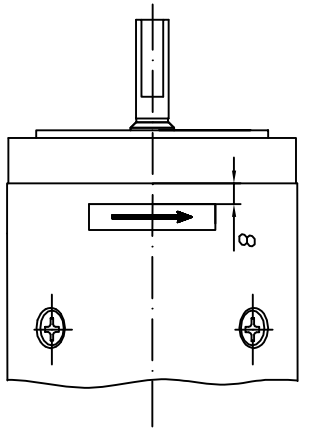
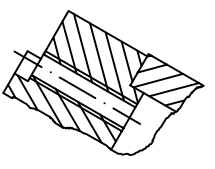


A-A

C
1:2

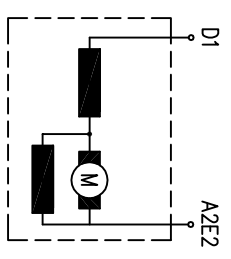


EC 0.84/2.4/25
0 18 12 5000

rated power 0,84 kW
 rated voltage 24 V
 rated current 47 A
 rated speed 2500 min⁻¹
 operation mode S2-12min
 excitation compound
 protection IP 44
 insulation F
 weight 6,7 Kg
 char. curve C24A06
 rotation CCW/DE

	DC motor	EC 0.84/2.4/25
0.84 kW	24 V	24 rpm
47 A	2500 rpm	IP 44
www.elprom-ems.com		

NOTE: B - seal with silicone paste



08.11.2007	04.10.2006	05.04.2006
Rev.		

Elprom-EMS

Torque 13
10±2 Nm
counter

A 59