

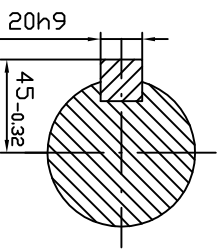
F 21

ET 6,3/7,5/16-01
0 38 51 6010

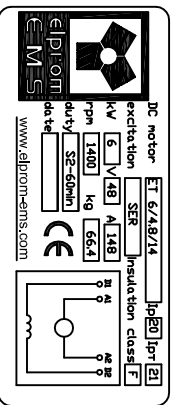
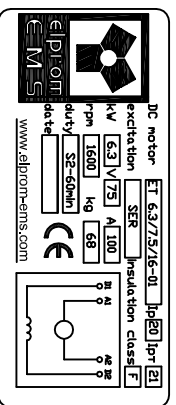
ET 6/4,8/14
0 37 31 4000

rated power 6,3 kW
 rated voltage 75 V
 rated current 100 A
 rated speed 1600 min⁻¹
 operation mode S2-60 min
 excitation series
 protection IP 20
 insulation class F
 weight 68 kg
 length 512
 char. curve T48F04
 rotation

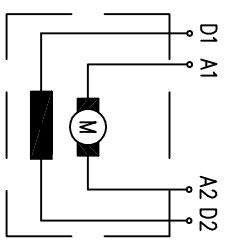
6 kW
 48 V
 148 A
 1400 min⁻¹
 S2-60 min
 series
 IP 21
 F
 66,4 kg
 512
 T48F04



A-A



Rotation (viewed from drive end)
 CCW: Connect A2 to D1, "+" to D2 and "-" to A1
 CW: Connect A2 to D2, "+" to D1 and "-" to A1



Eiprom-EMS

21.11.2006
 04.01.1999
 Rev.

1 2 3 4 5 6 7 A B C D E F G H