

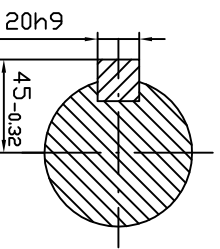
F 21

ET 6,3/7,5/16-01
0 38 51 6010

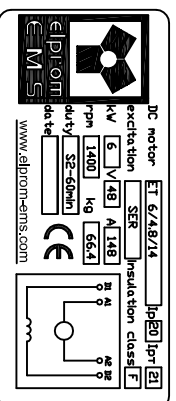
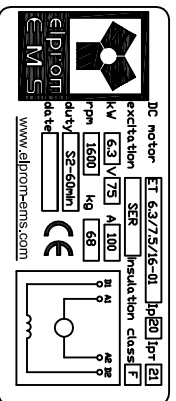
ET 6/4,8/14
0 37 31 4000

rated power 6,3 kW
rated voltage 75 V
rated current 100 A
rated speed 1600 min⁻¹
operation mode S2-60 min
excitation series
protection IP 20
insulation class F
weight 68 kg
length 512
chop. curve T48F04
rotation

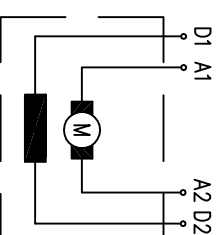
6 kW
48 V
148 A
1400 min⁻¹
S2-60 min
series
IP 21
F
66,4 kg
512
T48F04



A-A



Rotation (viewed from drive end)
CCW: Connect A2 to D1, "+" to D2 and "-" to A1
CW: Connect A2 to D2, "+" to D1 and "-" to A1



Eiprom-EMS

21.11.2006
04.01.1999
Rev.

1

2

3

4

5

6

7

A B C D E F G H

1

2

3

4

5

6

7